


FACE 150 (VL-6009)

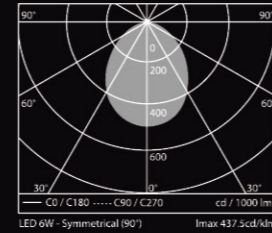
Path in-ground lights for MONO & R.G.B mixing LED PCB type

Fixture height	107mm
Beam angle	Symmetrical
Luminous flux [lm]	70[lm]
Protection Class	IP67
Certification	KS C 7713 _ LED 경관등

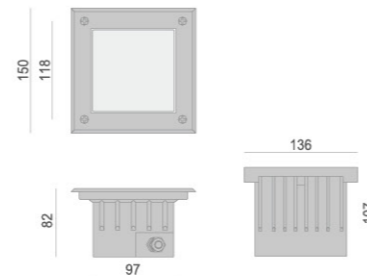


Description

사각 매입형 포인트 조명기구인 FACE 150은 단단한 알루미늄을 스테레스 스틸 커버 프레임에 바탕으로 내구성 뛰어난 제품으로 산책로, 육교, 교량에서 보행자의 동선유도를 보완시켜주는 조명기구이다. 또한 스테레스 스틸 커버 프레임이 돌출되지 않아 수평면을 맞춰 깔끔한 마감처리가 가능하며, 온도와 습기에 취약한 엘이디 소자의 특성을 고려하여 실리콘 가스켓의 완벽한 설계를 통해 방열, 방습, 방진을 해결한 제품이다.



Energy Saving
88%
LED 6W vs Halogen 50W



CLASS III A REQUEST ON REQUEST 1,21kg

MODEL	CODE NO.	LAMP	BASE	INPUT	lm/cd
FACE 150 페이스	6009-P6	LED 6W	PCB	DC 24V	70[lm]

Material : Body_ aluminum die casting. Diffuser_ 4mm toughened clear tempered glass + 2mm milky acrylic . Cover frame_ 4mm toughened stainless steel plate. Heat sink_ aluminum die casting. Housing_ acrylonitrile butadiene styrene resin box. Gasket and seals_ silicone rubber. Fixings_ stainless steel screws.

Finishing : Mechanical and chemical anti-corrosion treatment; AKZONOBEL, Polyester, UV resistant, exterior paint system, thermally cured at 200 °C

Adjustment : Fixed lighting fixture

Power : Electronic power supply unite excluded

Input Voltage : DC 24V

Control Gear : Sub-controller included (Request on external sub-controller)

Options : Remote divers on request (Dimming, color change)
Cable lengths on request

Paint Color : Natural stainless steel, Black painted (Standard) / Another paint color on request

